











NINE-TEN

restaurant and bar

SPECIAL EVENT / PRIVATE DINING SPACE

Capacity Chart

ROOM TYPE	EMPTY 	CRESCENT ROUNDS 	BANQUET 	U SHAPE 	THEATER 	CONFERENCE 	CLASSROOM 	RECEPTION 
SUN ROOM	1,000 sq. ft.	60 MAX	60 MAX	34 MAX	70 MAX	34 MAX	50 MAX	60 MAX
LA JOLLA ROOM	825 sq. ft.	24 MAX	40 MAX	24 MAX	48 MAX	28 MAX	24 MAX	50 MAX
GARDEN COURTYARD	2,000 sq. ft.	<i>n/a</i>	70 MAX	<i>n/a</i>	100 MAX	<i>n/a</i>	<i>n/a</i>	120 MAX
PARLOR ROOM	325 sq. ft.	<i>n/a</i>	20 MAX	<i>n/a</i>	20 MAX	16 MAX	<i>n/a</i>	20 MAX
GRANDE TERRACE	983 sq. ft.	<i>n/a</i>	50 MAX	<i>n/a</i>	35 MAX	20 MAX	<i>n/a</i>	60 MAX
LOFT	169 sq. ft.	<i>n/a</i>	24 MAX	<i>n/a</i>	24 MAX	<i>n/a</i>	<i>n/a</i>	25 MAX